


# Mini-Com® All Metal Shielded Modular Patch Panels

## specifications

All metal modular patch panels shall be made of stainless steel and mount to standard racks and cabinets. All metal patch panels shall accept all Mini-Com® Shielded Jack Modules for shielded installations. Patch panel write-on areas and optional adhesive labels shall identify each port and panel. Angled all metal modular patch panels shall be available in standard density 24 and 48-ports. Flat all metal modular patch panels shall be available in standard density 24 and 48-ports. Flat design in 24 and 48-ports shall also be available with built-in strain relief bar with unique features to support individual cables.



## technical information

<b>Mounting option:</b>	Mounts to standard EIA 19" rack, or 23" rack when used with extender brackets (PEB1 or PEB2) or cabinet
<b>Packaging:</b>	Includes mounting screws (#12-24) and CPT tool for easy removal of Mini-Com® Modules
<b>Material:</b>	Stainless steel

## key features and benefits

<b>Modular</b>	Mini-Com® Shielded Jack Modules snap in and out of all Mini-Com® All Metal Shielded Modular Patch Panels for easy moves, adds, and changes
<b>Identification</b>	Dedicated areas allow for port and panel identification with optional adhesive labels
<b>Built-in strain relief bar</b>	Secures individual cables and provides proper cable support (CP24WSBLY and CP48WSBLY)
<b>Patented angled design</b>	Allows cable to flow to each side of the rack and minimizes the need for horizontal cable managers; increase risk and closet density
<b>Strain relief bars (optional)</b>	Different styles available to help manage and route rear cables
<b>Angled filler panels (optional)</b>	Reserves space for future use and promotes proper airflow and cooling

## applications

Mini-Com® All Metal Shielded Modular Patch Panels and Mini-Com® Shielded Jack Modules are ideal for use in shielded cabling installations. Angled patch panels minimize the use of horizontal cable managers by allowing the cables to flow directly into vertical cable managers, thus increasing rack density. Selected flat patch panels include a built-in strain relief bar that offers integrated cable tie slots and a 1.46" surface to manage

and support individual cables. Mini-Com® Shielded Jack Modules bond to the panel when snapped into a Mini-Com® All Metal Shielded Modular Patch Panel. When installing the patch panel on the rack, the use of patentpending thread-forming bonding screws bond the shielded panel to the rack. The combination of all-metal patch panels, shielded jack modules and accessories provide a properly grounded system.

### Mini-Com® Angled All Metal Shielded Modular Patch Panels

24-port, 1 RU:	CPA24BLY
48-port, 2 RU:	CPA48BLY

### Mini-Com® Flat All Metal Shielded Modular Patch Panels

24-port, 1 RU:	CP24BLY
48-port, 2 RU:	CP48BLY

### Mini-Com™ Flat All Metal Shielded Modular Patch Panels with Strain Relief Bar

24-port, 1 RU:	CP24WSBLY
48-port, 2 RU:	CP48WSBLY

### Mini-Com™ Shielded Jack Modules

Category 6A:	CJS6X88TGY
Category 6:	CJS688TGY
Category 5e:	CJS5E88TGY

### Angled Filler Panels and Covers

1 RU:	CPAF1BLY
2 RU:	CPAF2BLY
Transitional cover:	CPATCBL

### Strain Relief Bars and Accessories

Strain relief bar with clips:	SRBWCY
Strain relief bar (straight):	SRBS19BL-XY
Strain relief bar (U-shaped):	SRB19BLY
High-density strain relief bar manager:	SRBM19BLY
Strain relief bar brackets:	SRBBRKT

### Bonding Screws

#12-24 English:	RGTBS-C
M6 Metric:	RGTBSM6-C

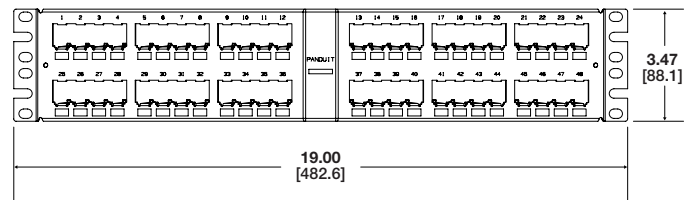
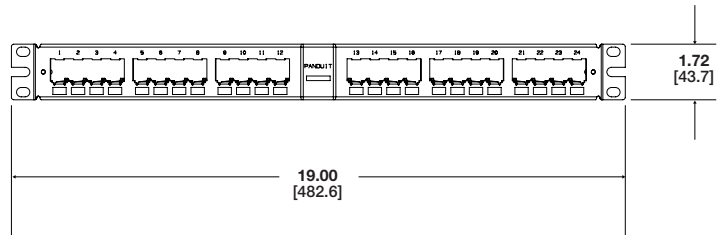
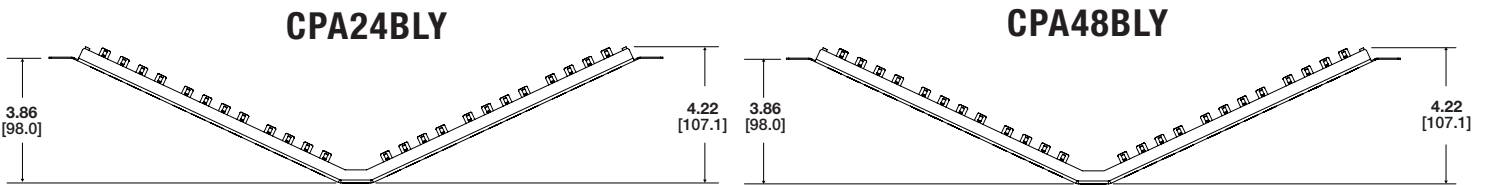
### Thread-Forming Kits

#12-24 English:	RGTBSG
M6 metric:	RGTBSM6G
#10-32 English:	RGTBS1032G
M5 metric:	RGTBSM5G

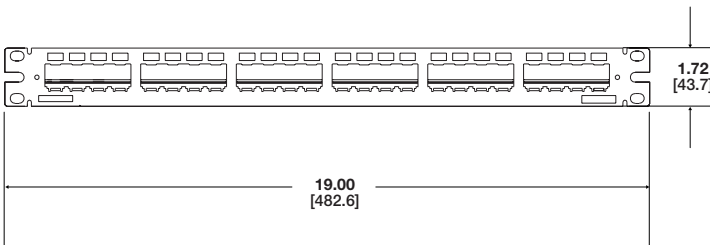
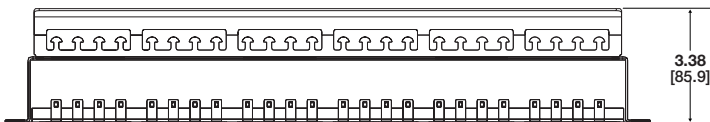
# Mini-Com® All Metal Shielded Modular Patch Panels

## Label chart

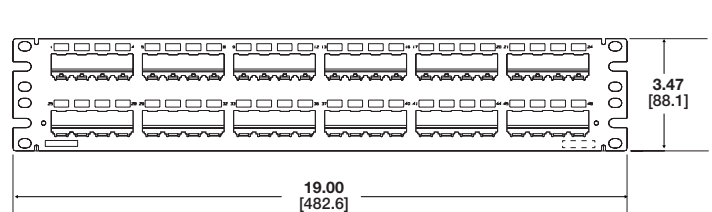
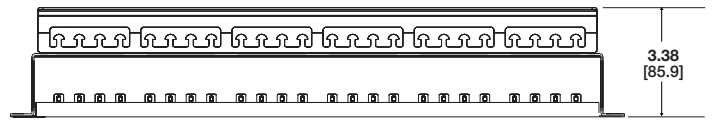
Part Number	Lable Type	Laser/Ink	LS8	Thermal
CPA24BLY	Adhesive	C252X030FJJ	C252X030FJC	C252X030YPT
CPA48BLY				
CP24BLY				
CP48BLY				
CP24WSBLY				
CP48WSBLY				



### CP24WSBLY



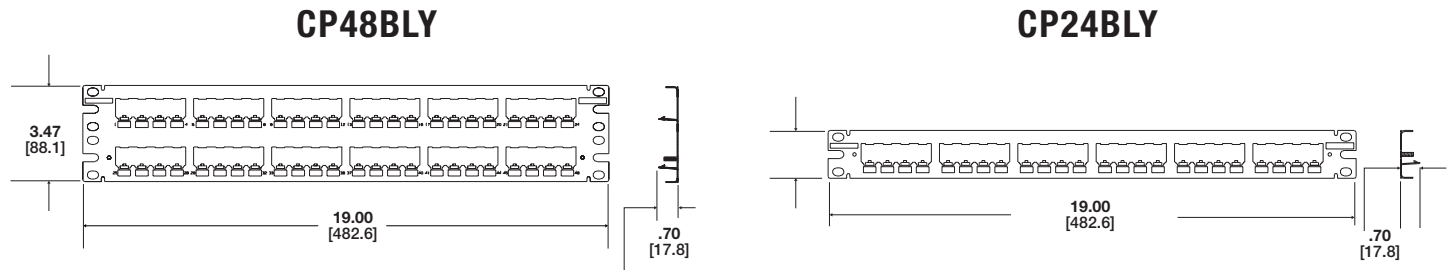
### CP48WSBLY



Dimensions are in inches [Dimensions in brackets are metric]

# Mini-Com® All Metal Shielded Modular Patch Panels

## label chart



Dimensions are in inches [Dimensions in brackets are metric]

### WORLDWIDE SUBSIDIARIES AND SALES OFFICES

PANDUIT US/CANADA  
Phone: 800.777.3300

PANDUIT EUROPE LTD.  
London, UK  
Phone: 44.20.8601.7200

PANDUIT SINGAPORE PTE. LTD.  
Republic of Singapore  
Phone: 65.6305.7575

PANDUIT JAPAN  
Tokyo, Japan  
Phone: 81.3.6863.6000

PANDUIT LATIN AMERICA  
Guadalajara, Mexico  
Phone: 52.33.3777.6000

PANDUIT AUSTRALIA PTY. LTD.  
Victoria, Australia  
Phone: 61.3.9794.9020

For a copy of Panduit product warranties, log on to [www.panduit.com/warranty](http://www.panduit.com/warranty)

**PANDUIT**®

For more information  
Visit us at [www.panduit.com](http://www.panduit.com)  
Contact Customer Service by email: [cs@panduit.com](mailto:cs@panduit.com)  
or by phone: 800.777.3300

© 2020 Panduit Corp.  
ALL RIGHTS RESERVED.  
Printed in the U.S.A.  
COSP319--WW-ENG  
3/2020