



FEATURED PRODUCTS

1RU 48-Port Flat & Angled Shielded Panels **A18, A19**

e2XHD Snap-In Cassette Patching System **A20**

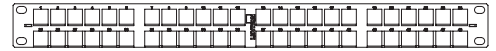
Patch Panels & Cross Connect

Choose Leviton for all your patch panel needs. Our e2XHD high-density panels make patching easier than ever, using snap-in copper and fiber cassettes. Other popular styles include the 1RU 48-port, component-rated Cat 6 110-style, and Snap-In Jack solutions. Additional unshielded, shielded, and angled styles round out the industry's largest selection of patch panels.

e2XHD Snap-In Cassette Patch Panels ► A20

These high-density panels are designed for data center applications where fast single-click deployment and simple maintenance is important. They accept both unshielded and shielded copper as well as fiber e2XHD snap-in cassettes in the same panel.

Available Styles: Flat | Angled

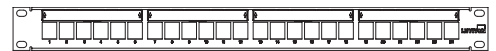


Flat 48-Port

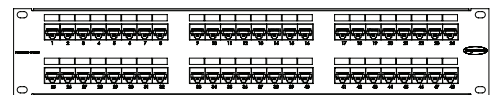
Flat Patch Panels ► A17, A18, A21-A24

Traditional, flat profile works well in almost any application. Most flat panels include rear cable management bars. Flat panel with angled ports also available.

Available Styles: 110-Style | LSA-Style | QuickPort | Modular



Flat 24-Port

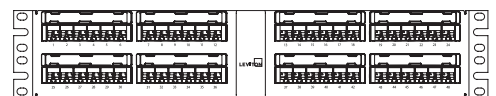
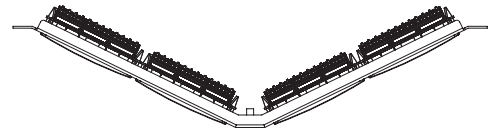


Flat 48-Port

Angled Patch Panels ► A19

Recommended for use in racks to optimize patch cord management and rack space utilisation.

Available Styles: 110-Style | QuickPort

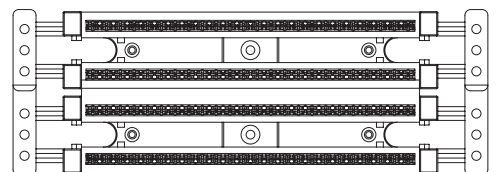


Angled 48-Port

Cross-Connect ► A25-A26

Dependable, flexible, and cost effective, 110-style and 66-block cross-connect products are ideal for telecommunications rooms and distribution frames.

Available Styles: Cat 6A | Cat 6 | Cat 5e



Cross-Connect 110-Style Wiring Block

PATCH PANELS | Flat Metal 110-Style > Unshielded



A



B



C

FLAT UNSHIELDED 110-STYLE PATCH PANELS

- 1RU 12- or 24-port, 2RU 48-port, and 4RU 96-port configurations
- 6-port RJ-45 modules on front, and 110-style punchdowns on rear
- Includes color codes for T568A and T568B wiring schemes
- Includes 25-pair wiring schemes
- Silk-screened port numbers and paper label holders included
- Select panels include patented magnifying lens label holders for easy reading
- Patented Retention Force Technology™ (RFT) protects against time damage from 4- or 6-pin plugs, saves on costly repairs, and increases system longevity (select panels only)
- 1RU 24-port and 2RU 48-port panels include factory assembled earthing jumper
- Select panels include the Cable Management Clip for faster, easy cable singulation

AVAILABLE CABLE MANAGEMENT:

See Section D for product details and ordering information.

Versi-Duct™

Rear Cable Management Bars

Horizontal Cable Managers

Blank Filler Panels

VELCRO® Brand Fasteners



49005-CMB included with all 110-Style Cat 6A/6/5e flat panels.



49005-CMC is for clip only (bar not included). See page D6 for more details.

FLAT 110-STYLE PATCH PANELS & PATCH BLOCK


DESCRIPTION	CAT 6*	CAT 5E
1RU 12-Port Flat 110-Style Patch Panel	69586-U12	—
1RU 24-Port Flat 110-Style Patch Panel	69586-B24	Contact Customer Service
2RU 48-Port Flat 110-Style Patch Panel	[B] 69586-B48	Contact Customer Service
2RU 48-Port Flat 110-Style Patch Panel, central labeling	[C] 69586-C48	—
4RU 96-Port Flat 110-Style Patch Panel	69586-U96	—
12-Port 110-Style Patch Block, 89D bracket	69586-U89	—

* = Cat 6A (6A586-Bxx) and Cat 6 (69586-xxx) panels come kitted with Cable Management Clip (49005-CMC)

SPOTLIGHT


Cat 6 110-Style Panel Feature: Earthing Jumper

Leviton Cat 6 1RU 24-Port and 2RU 48-Port Flat 110-Style Patch Panels include a factory assembled, standard compliant earthing jumper for greater flexibility. The panels also include ring and spade terminals for user-supplied earthing wire.



Spade terminal for user-supplied earthing wire.

PATCH PANELS | Flat Metal QuickPort™ > Unshielded & Shielded



FLAT UNSHIELDED QUICKPORT PATCH PANELS

- Standard-density 24- and 48-port panels are available with white blocks or patented magnifying lens label holder
- Silk-screened port numbers on panel front

ATLAS-X1™ FLAT SHIELDED QUICKPORT PATCH PANELS

- Shielding protects against electromagnetic interference (EMI) and radio frequency interference (RFI), and provides excellent alien crosstalk (AXT) suppression
- Includes appropriate earthing hardware
- High-density 1RU 48-port option maximizes rack space and reduces costs in high-density applications

AVAILABLE CABLE MANAGEMENT:

See Section D for product details and ordering information.

Versi-Duct™

Rear Cable Management Bars

Horizontal Cable Managers

Blank Filler Panels

VELCRO® Brand Fasteners

FLAT QUICKPORT UNSHIELDED PATCH PANELS, PATCH BLOCKS & ACCESSORIES

DESCRIPTION	CAT 6A	CAT 6	CAT 5E	EMPTY
1RU 24-Port Flat QuickPort Patch Panel	[A] 6910G-U24	69270-U24	—	49255-H24
2RU 48-Port Flat QuickPort Patch Panel	6910G-U48	69270-U48	—	49255-H48
1RU 24-Port Flat QuickPort Patch Panel, magnifying lens label holder	—	—	—	[B] 49255-L24
2RU 48-Port Flat QuickPort Patch Panel, magnifying lens label holder	—	—	—	[C] 49255-L48
12-Port QuickPort Patch Block, mounting bracket (item E below) sold separately, 10" H x 2.375" W	—	—	—	[D] 49255-Q89
12-Port QuickPort Patch Block, extra deep, mounting bracket included, 10" H x 2.375" W	—	—	—	47689-QQP
QuickPort Patch Block 89D Mounting Bracket (mounts to item D)	—	—	—	[E] 40089-00D

ATLAS-X1 FLAT SHIELDED PATCH PANELS

1RU 24-Port Flat Shielded QuickPort Patch Panel	—	—	—	4S255-S24
1RU 48-Port Flat Shielded QuickPort Patch Panel	—	—	—	[F] 4S255-D48*
2RU 48-Port Flat Shielded QuickPort Patch Panel	—	—	—	4S255-S48

* = Cable management bar sold separately.

QuickPort jacks are available on pages A8-A9 and A13.

Cat 6A/6/5e patch panels are kitted with black 6110G, 61110, or 5G110 jacks.



49005-CMB included with all Cat 6A/6/5e flat panels at left, unless otherwise noted.

Compatibility References:

See pages A27-A28 for patch panel and jack compatibility.

SPOTLIGHT

New Cable Management Clip from Leviton




Manage up to 24 individual cables with the new, easy-to-install Cable Management Clip. The user-focused design is engineered to speed deployment, quickly snapping onto Leviton cable management bars without any tools or tie wraps to streamline installation and maintenance.

The cable management clip is compatible with flat QuickPort™ and 110-style panels, and come kitted with flat 110-style Cat 6A (6A586-Bxx) and Cat 6 (69586-Bxx) panels. The result is easier, neater, more efficient network management, with improved density for larger diameter cables and discrete cable retention at the rear of the patch panels.

See page D6 for more information.

PATCH PANELS | Angled > 110-Style & QuickPort™ Unshielded & Shielded



ANGLED UNSHIELDED 110-STYLE & QUICKPORT PATCH PANELS

- Angled design conserves rack space by routing patch cords directly into vertical cable management
- Angled design facilitates proper bend radius and simplifies termination
- 110-style angled panels include a snap-in plastic label holder and cardstock labels
- Panels include white write-on blocks or patented magnifying lens label holder
- Select panels include patented magnifying lens label holders for easy reading

ATLAS-X1™ ANGLED SHIELDED QUICKPORT PATCH PANELS

- Shielding protects against electromagnetic interference (EMI) and radio frequency interference (RFI), and provides excellent alien crosstalk (AXT) suppression
- Includes appropriate earthing hardware
- High-density 1RU 48-port option maximizes rack space and reduces costs in high-density applications

Compatibility References:

See pages A27-A28 for patch panel and jack compatibility.

AVAILABLE CABLE MANAGEMENT:

See Section D for product details and ordering information.

Versi-Duct™

Rear Cable Management Bars

Horizontal Cable Managers

Blank Filler Panels

Transitional Covers

VELCRO® Brand Fasteners



49254-BC1
Recommended angled transitional cover

ANGLED 110-STYLE & QUICKPORT UNSHIELDED PATCH PANELS

DESCRIPTION	CAT 6	CAT 5E	EMPTY
1RU 24-Port Angled 110-Style Patch Panel	69587-U24	—	—
1RU 24-Port Angled 110-Style Patch Panel, magnifying lens holder	69587-L24	—	—
2RU 48-Port Angled 110-Style Patch Panel	[A] 69587-U48	—	—
2RU 48-Port Angled 110-Style Patch Panel, magnifying lens holder	69587-L48	—	—
1RU 24-Port Angled QuickPort Patch Panel	—	—	[B] 49256-H24
1RU 24-Port Angled QuickPort Patch Panel, magnifying lens holder	—	—	[C] 49256-L24
2RU 48-Port Angled QuickPort Patch Panel	—	—	49256-H48
2RU 48-Port Angled QuickPort Patch Panel, magnifying lens holder	—	—	49256-L48


ATLAS-X1 ANGLED SHIELDED PATCH PANELS

DESCRIPTION	EMPTY
1RU 24-Port Angled Shielded QuickPort Patch Panel	[D] 4S256-S24
1RU 48-Port Angled Shielded QuickPort Patch Panel	4S256-D48
2RU 48-Port Angled Shielded QuickPort Patch Panel	4S256-S48

QuickPort jacks are available on pages A8-A9 and A13.

PATCH PANELS |

e2XHD Snap-In Cassette Patching System > Unshielded & Shielded



The e2XHD Snap-In Cassette Patching System includes 1RU panels, copper and fiber snap-in cassettes, and accessories for additional cable protection and management. The e2XHD cassettes quickly snap in and pull out of the high-density panels, making installation, moves, adds, and changes easier than ever.

- Panels allow a mix-and-match of Leviton fiber and copper snap-in cassettes
- Cassettes are available empty or on pre-terminated trunks (see page A34)
- Unshielded copper jacks easily snap into cassette after termination
- System accessories include rear cable managers, blank cassette inserts for unused cassette openings, and a cover for the angled panel, minimizing dust or debris

Compatibility References:

See pages A27-A28 for patch panel and jack compatibility.

e2XHD UNSHIELDED & SHIELDED SNAP-IN CASSETTE PATCHING SYSTEM

DESCRIPTION	PART NO.
[A] 1RU 48-Port e2XHD Angled High-Density Panel, supports unshielded, shielded, and fiber media	E2X1A-E48
[B] 1RU 48-Port e2XHD Flat High-Density Panel, supports unshielded, shielded, and fiber media	E2X1F-E48
[C] 6-port e2XHD Cassette, empty*	E2XHD-BRK
[D] e2XHD Copper Cassette, terminated to trunk cable (see page A34)	Configure online at leviton.com/ns/emea/mto
e2XHD Rear Cable Manager for Angled Panel, with fiber storage rings (four quarter-round rings)	E2XHD-CMB
[E] e2XHD Rear Cable Manager for Flat Panel, with fiber storage rings (four quarter-round rings)	E2X1F-CMB
[F] e2XHD Angled Panel Cover	E2XHD-COV
[G] e2XHD Cassette Blank	E2XHD-BLK
[H] QuickPort™ Jack Removal Tool	E2XHD-JRT
[I] e2XHD Label Kit (4 pack)*	E2XHD-LBL

* = QuickPort jacks sold separately (see pages A8-A9 and A13).

+= Label kit occupies one row of panel.




e2XHD Snap-In Cassette Patching System for fiber applications on pages B25-B26.

Brand-Rex is a subsidiary of Leviton Mfg. Co., Inc

PATCH PANELS | Flat 10GPlus Cat 6A Patch Panels & Modules

Patch Panels

COPPER



10GPLUS CAT 6A PATCH PANELS

- Component performance certified by third-party testing lab
- Accepts four shielded removable modular units, each comprising 6 ports
- Available in 1RU and 0.5RU
- Cable management/strain relief built into the panel rear
- Includes numerical port labeling and writable surface above each port
- Standard LSA IDC termination


10GPLUS CAT 6A CONSOLIDATION POINT MODULES

- Low-profile shielded module with 6 RJ-45 ports
- Includes cable tie points, panel chassis locks, earthing point, and dust caps
- Available with mounting bracket for secure fixing under floors, on walls, and other areas where consolidation points are found

10GPLUS CAT 6A PATCH PANELS	
DESCRIPTION	BLACK
[A] 10GPlus 1RU 24-Port Shielded Patch Panel	AC6PNLF240K2M
[B] 10GPlus 0.5RU 24-Port Shielded Patch Panel	AC6PNLF240K2H
10GPLUS CAT 6A PATCH PANELS, CHASSIS ONLY	
10GPlus 0.5RU Patch Panel, chassis only	AC6PNLC240K2H
[C] 10GPlus 1RU Patch Panel, chassis only	AC6PNLC240K2M
10GPLUS CAT 6A CONSOLIDATION POINT MODULES	
DESCRIPTION	METALLIC
10GPlus Consolidation Point Module, 6 way	AC6CPF060K
[D] 10GPlus Consolidation Point Module with mounting bracket, 6 way	AC6CPF060KM

Additional colors available. Contact customer service for details

PATCH PANELS | Flat Cat6Plus Cat 6 & GigaPlus Cat 5e Patch Panels



CAT6PLUS CAT 6 PATCH PANELS

- 1RU and 0.5RU 24-port panel in shielded and unshielded options
- LSA- and 110-style options
- Rear cable management for easy routing and strain relief
- Includes numerical port labeling and writable surface for each port

GIGAPLUS CAT 5E PATCH PANELS

- Universal IDC panel available in 1RU 24-port
- Panels available with built-in rear cable management/strain relief
- Includes numerical port labeling and writable surface for each port
- LSA and 110 punchdown style options

CAT6PLUS CAT 6 PATCH PANELS, UNSHIELDED

DESCRIPTION	PART NO.
Cat6Plus 1RU 24-Port LSA-Style, unshielded, black	C6CPNLU240K2M
Cat6Plus 1RU 24-Port 110-Style, unshielded, black	C6CPNLU240I2M
[A] Cat6Plus 0.5RU 24-Port LSA-Style, unshielded, black	C6CPNLU240K2H

CAT6PLUS CAT 6 PATCH PANELS, SHIELDED

Cat6Plus 1RU 24-Port LSA-Style, shielded, gray	C6CPNLF240K8M
[B] Cat6Plus 1RU 24-Port LSA-Style, shielded, black	C6CPNLF240K2M
Cat6Plus 0.5RU 24-Port LSA-Style, shielded, gray	C6CPNLF240K8H
Cat6Plus 0.5RU 24-Port LSA-Style, shielded, black	C6CPNLF240K2H

GIGAPLUS CAT 5E PATCH PANELS, UNSHIELDED

[C] GigaPlus 1RU 24-Port, Universal IDC, unshielded, black	GPCPNLU24002
---	--------------

GIGAPLUS CAT 5E PATCH PANELS, SHIELDED

GigaPlus 1RU 24-Port, LSA-style, shielded, with cable management, black	GPCPNLF240K2M
GigaPlus 1RU 24-Port, 110-style, shielded, with cable management, black	GPCPNLF240I2M

PATCH PANELS | Snap-In-Jack Patch Panels

Patch Panels

COPPER



SNAP-IN-JACK PATCH PANELS

- Modular design accepts QuickPort™ and Plus Jacks (see A27 for compatibility)
- Staggered design offers additional crosstalk performance in unshielded 10GPlus systems
- Unique 'In-Line' angled port panel facilitates cord routing directly into the vertical side management, saving on space in the rack
- Panels include port numbering and individual preprinted port labeling area

24-PORT COLORED INSERT SNAP-IN-JACK PATCH PANELS & ACCESSORIES

- Allows for colored inserts for individual port/service identification
- Comes with black inserts, optional colors sold separately
- Includes detachable rear manager

Compatibility References:

See pages A27-A28 for patch panel and jack compatibility.

SNAP-IN-JACK PATCH PANELS

DESCRIPTION	GRAY	BLACK
[A] 1RU 24-Port Modular Inline Panel with Management Bar	MMCPNLX24SIJ8MIL	MMCPNLX24SIJ2MIL
[B] 1RU 48-Port Modular Inline Panel with Management Bar	—	MMCPNLX48SIJ1U2
[C] 1RU 24-Port Modular Staggered Panel	—	MMCPNLX24SIJ2
[D] 1RU 24-Port Modular Staggered Panel with Management Bar	MMCPNLX24SIJ8M-B	MMCPNLX24SIJ2M-B
[E] 1RU 24-Port Modular Angled Panel with Management Bar	—	MMCPNLX24SIJ2MAN

Note: Panels supplied empty, jacks must be purchased separately

AVAILABLE CABLE MANAGEMENT:

See Section D for product details and ordering information.


Modular Cable Manager



MMCACCCMSIJ8 (gray)
MMCACCCMSIJ2 (black)
For use with [A-E]

24-PORT COLORED INSERT SNAP-IN-JACK PATCH PANELS

DESCRIPTION	PART NO.
[F] 1RU 24-Port Colored Insert Snap-in-Jack Panel, black	MMCPNLX24SIJ2DCI
1RU 24-Port Colored Insert Snap-in-Jack Panel, gray	MMCPNLX24SIJ8DCI
[G] Insert with Dust Cover, red	MMCACCINSDC1
[H] Insert with Dust Cover, black	MMCACCINSDC2
[I] Insert with Dust Cover, white	MMCACCINSDC3
[J] Insert with Dust Cover, blue	MMCACCINSDC4
[K] Insert with Dust Cover, green	MMCACCINSDC5
[L] Insert with Dust Cover, yellow	MMCACCINSDC6
Insert with Dust Cover, purple	MMCACCINSDC7
Insert with Dust Cover, gray	MMCACCINSDC8
Insert with Dust Cover, orange	MMCACCINSDC9
Retraction Tool	MMCIRT001



VOICE-GRADE 110-STYLE PATCH PANELS

- 110-style or female 25-pair configurations
- Unique label delineates 1-, 2-, 4-, or 25-pair termination options
- 25th pair (violet/slate) is not used in 25-pair style panels
- 8P8C panel supports 10/100BASE-T applications
- Features 25-pair female Amphenol™ RJ-21X jacks

RJ-21X JACKS PER PATCH PANEL		
PART NO.	24-PORT	48-PORT
49012	1	2
49014	2	4
49018	4	8

VOICE-GRADE LSA-STYLE PATCH PANELS

- Compact 25- and 50-port panels, both in a 1RU footprint
- Suitable for a variety of Private Branch exchange (PBX) systems and direct-line connections

VOICE-GRADE 110-STYLE PATCH PANELS			
DESCRIPTION		1RU 24-PORT	2RU 48-PORT
8P4C Patch Panel, 110 termination, 4-pin wiring	[A]	49013-P24	[D] 49013-P48
8P4C Patch Panel, two 25-pair jacks per 24 ports, 4-pin wiring		49014-J24	[B] 49014-J48
8P2C Patch Panel, one 25-pair jack per 24 ports, 2-pin wiring		49012-J24	49012-J48
8P8C Patch Panel, one 25-pair jack per 6 ports (supports 10/100BASE-T), 8-pin wiring	[C]	49018-J24	49018-J48

VOICE-GRADE LSA-STYLE PATCH PANELS			
DESCRIPTION		25-PORT	50-PORT
Voice Panel 4-Pin Wiring, 1RU, unshielded, black	[E]	C5CPNLU254PK2M	C5CPNLU504PK2M
Voice Panel 4-Pin Wiring, 1RU, unshielded, gray		C5CPNLU254PK8M	C5CPNLU504PK8M
Voice Panel 6-Pin Wiring, 1RU, unshielded, black		C5CPNLU256PK2M	C5CPNLU506PK2M