

2 Post Standard Equipment Rack

specifications

The data equipment rack shall meet EIA-310D standards and be constructed of extruded aluminum or steel capable of accepting 19" wide EIA equipment. The telecommunications rack shall be constructed of extruded aluminum and capable of accepting 23" wide telecommunications equipment. Rack construction method shall ensure an electrically bonded structure for ease of grounding. The 3" channel rack shall be UL listed for 1000 lbs. load rating and the 6" channel rack shall be UL listed for 1500 lbs. load rating. The equipment mounting rails shall be double-sided #12-24 EIA universal mounting hole spacing. The equipment mounting rails shall include printed rack space identification on the front and back and be numbered up. The channel of the rack shall be capable of mounting NetRunner™ or PatchRunner™ Vertical Cable Managers. 24 #12-24 mounting screws shall be included with the rack.



technical information

Dimensions:	R2P96 – #12-24 threaded equipment mounting rails 96.1"H x 20.3"W x 3"D (2441mm x 514mm x 76mm), 52 RU
	R2P – #12-24 threaded equipment mounting rails 84.0"H x 20.3"W x 3"D (2134mm x 514mm x 76mm), 45 RU
	R2P48 – #12-24 threaded equipment mounting rails 48.0"H x 20.3"W x 3"D (1219mm x 514mm x 76mm), 24 RU
	R2P6S – #12-24 threaded equipment mounting rails 84.0"H x 20.3"W x 6"D (2134mm x 514mm x 152mm), 45 RU
	R2P6S96 - #12-24 threaded equipment mounting rails 96.1"H x 20.3"W x 6"D (2441mm x 514mm x 152mm), 52 RU
	R2PW – #12-24 threaded equipment mounting rails 84"H x 24.25"W x 3"D (2441mm x 616mm x 76mm), 45 RU
Packaging:	Includes right and left mounting rack channels, top and bottom brackets, assembly hardware with paint piercing washers and anti-oxidizing paste for complete rack bonding

key features and benefits

Rack spaces	The 8' rack with 52 rack spaces allows more equipment in the same footprint to maximize real estate for lowest cost of ownership
Extruded aluminum construction	Designed to be lightweight and durable for easier deployment and reduced transportation costs; UL listed for 1000 lbs.
Heavy duty steel construction	6" channel rack designed for higher weight capacity for large equipment; UL listed for 1500 lbs.
Printed rack space identification	Allows for quick location of rack mounted equipment for faster installation and less rework; see individual customer drawings for specific rack RU numbering
Paint piercing washers	Fully electrically bonds rack components to simplify grounding process for improved network reliability
Double-sided #12-24 mounting holes	Provides ability to mount equipment on both sides of the rack channel for improved system flexibility

applications

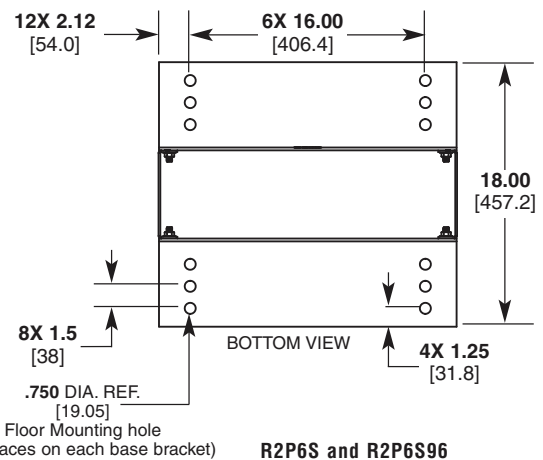
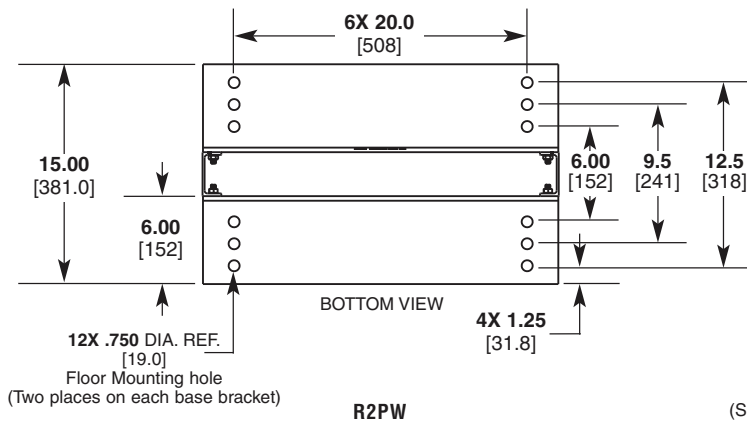
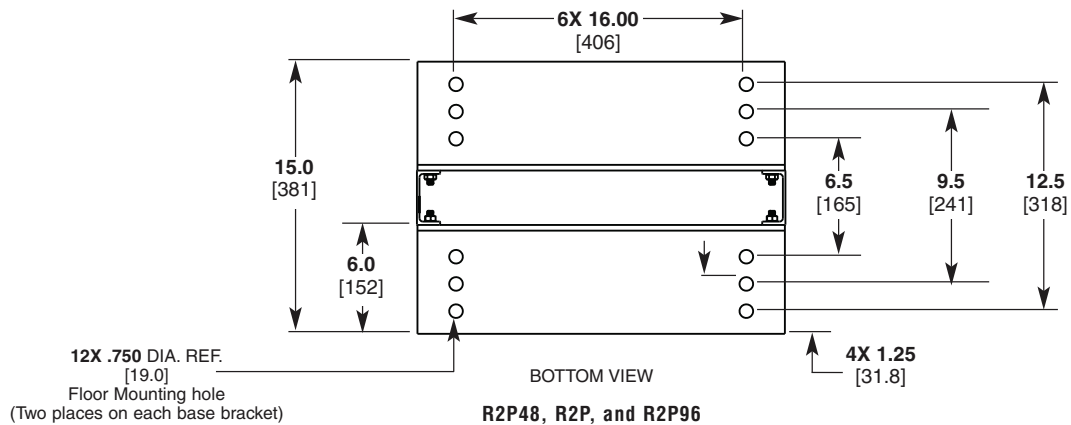
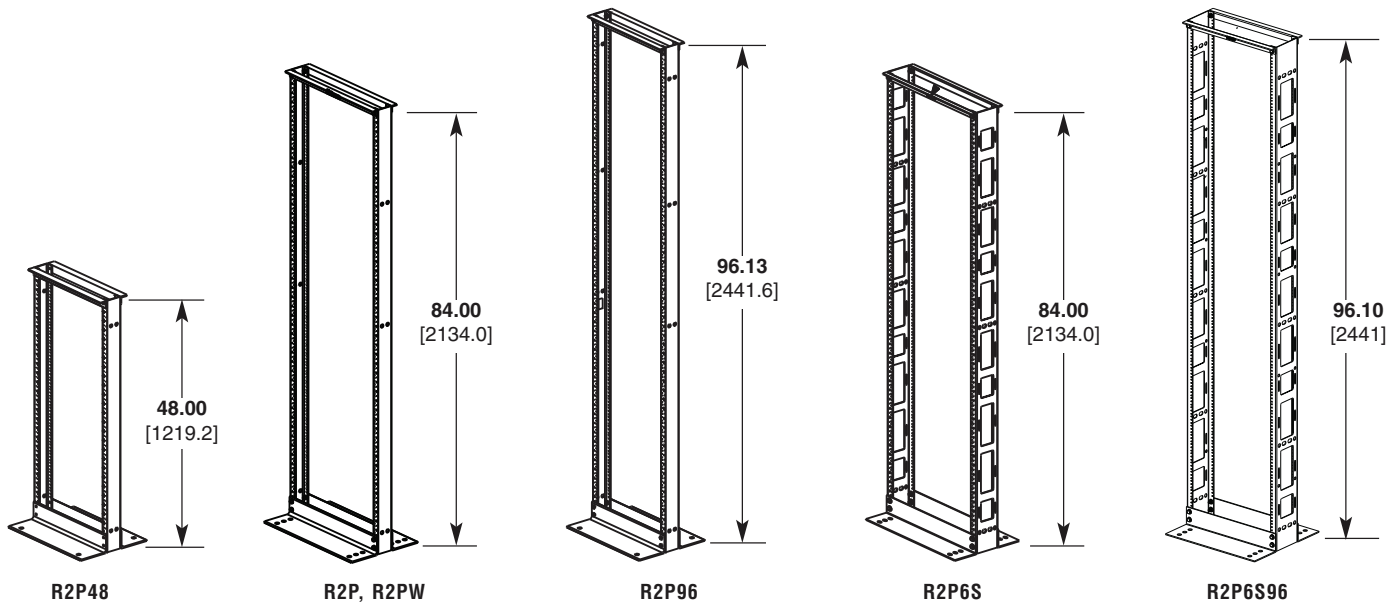
Panduit 2 post standard equipment rack provides a reliable foundation for mounting telecommunication and data center equipment. The rack can be used to manage high performance copper and fiber patch cables. This modular rack system is compatible with

Panduit horizontal and vertical cable managers. The 2 post standard equipment rack is part of a complete rack and cable management system that manages, protects, and showcases your network investment.

3" Channel Racks – Numbered Up	
19" wide #12-24 threaded rail:	R2P96
19" wide #12-24 threaded rail:	R2P
19" wide #12-24 threaded rail:	R2P48
23" wide #12-24 threaded rail:	R2PW
6" Channel Racks – Numbered Up	
19" wide #12-24 threaded rail:	R2P6S
19" wide #12-24 threaded rail:	R2P6S96
Thermal Ducts	
Thermal duct Cisco Catalyst [^] 6509:	R2PAE1
Thermal duct Cisco Catalyst [^] 7009:	R2PAE2
2 Post Rack Accessories for 19" Racks – Front Mount Shelves	
1.7"H x 19.0"W x 15.2"D:	SRM19FM1
3.5"H x 19.0"W x 15.2"D:	SRM19FM2
Cantilevered Shelf Vented	
5.2"H x 19.2"W x 12.5"D:	SRM19CMV3
Cantilevered Shelf	
5.2"H x 19.0"W x 12.5"D:	SRM19CM3
Adjustable Shelf	
19.0"W x 18.0"D:	SRM19X18A
19.0"W x 25.0"D:	SRM19X25A
3" and 6" Channel Rack Top Trough	
For PatchRunner™ High Capacity Vertical Cable Managers:	R2PPEVWF
For PatchRunner™ Vertical Cable Managers:	R2PPRVWF
For NetRunner™ Vertical Cable Managers:	WMPV45ERTW†
Power Outlet Unit (POU) Mounting Bracket	
2 post rack (POU) bracket (set of 2):	R2PPDUB
Additional Hardware	
100 #12-24 screws:	S1224-C
Rack anchor kit for concrete floor:	RFKIT
PatchRunner™ High Capacity Vertical Cable Managers for 3" and 6" Channel Racks – 7 Foot	
Dual-sided	
6" wide:	PEV6
8" wide:	PEV8
10" wide:	PEV10
12" wide:	PEV12
Single sided	
6" wide:	PEVF6
8" wide:	PEVF8
10" wide:	PEVF10
12" wide:	PEVF12
Optional Dual Hinged Doors	
6" wide:	PED6B1
8" wide:	PED8B1
10" wide:	PED10B1
12" wide:	PED12B1
NetRunner™ High Capacity Vertical Cable Managers for 3" Channel Racks – 7 Foot	
Front and rear	
45 RU, 6" x 6":	NRV6†
45 RU, 10" x 6":	NRV10†
45 RU, 12" x 6":	NRV12†
Front only	
45 RU, 6" x 6":	NRV6†
45 RU, 10" x 6":	NRV10†
45 RU, 12" x 6":	NRV12†
Doors	
6" wide:	NRD6B1
10" wide:	NRD10B1
12" wide:	NRD12B1
NetRunner™ Vertical Cable Managers for 3" Channel Racks – 7 Foot	
Front and rear	
45 RU, 4" x 5":	WMPV45E†
45 RU, 6" x 6":	WMPVHC45E†
Front only	
45 RU, 4" x 5":	WMPVF45E†
45 RU, 6" x 6":	WMPVHCF45E†
PatchRunner™ Vertical Cable Managers – 7 Foot	
6" W, front and rear:	
6" W, front only:	PRV6†
8" W, front and rear:	PRV8†
8" W, front only:	PRV8†
10" W, front and rear:	PRV10†
10" W, front only:	PRV10†
12" W, front and rear:	PRV12†
12" W, front only:	PRV12†
15" W, front and rear:	PRV15†
15" W, front only:	PRV15†
Optional Dual Hinged Doors	
6" wide:	PED6B1*
8" wide:	PED8B1*
10" wide:	PED10B1*
12" wide:	PED12B1*
15" wide:	PRD15*

[^]Cisco and Cisco Catalyst are registered trademarks of Cisco Technology Inc.
*Add suffix 96 to the end of the part number for 8' part numbers.
†Suitable for use with 3" Channel Rack only.

2 Post Standard Equipment Rack



Dimensions are in inches. [Dimensions in brackets are metric].

WORLDWIDE SUBSIDIARIES AND SALES OFFICES

PANDUIT CANADA
Markham, Ontario
cs-cdn@panduit.com
Phone: 800.777.3300

PANDUIT EUROPE LTD.
London, UK
cs-emea@panduit.com
Phone: 44.20.8601.7200

PANDUIT SINGAPORE PTE. LTD.
Republic of Singapore
cs-ap@panduit.com
Phone: 65.6305.7575

PANDUIT JAPAN
Tokyo, Japan
cs-japan@panduit.com
Phone: 81.3.6863.6000

PANDUIT LATIN AMERICA
Guadalajara, Mexico
cs-la@panduit.com
Phone: 52.33.3777.6000

PANDUIT AUSTRALIA PTY. LTD.
Victoria, Australia
cs-aus@panduit.com
Phone: 61.3.9794.9020

For a copy of Panduit product warranties, log on to www.panduit.com/warranty

For more information

Visit us at www.panduit.com

Contact Customer Service by email: cs@panduit.com
or by phone: 800.777.3300

PANDUIT

©2014 Panduit Corp.
ALL RIGHTS RESERVED.
RKSP143-WW-ENG
Replaces WW-RKSP26
5/2014